



Falkland Islands Government

Directorate of Emergency Services & Island Security

Measuring the Impact of COVID-19 on the Community



Falkland Islands Government

Directorate of Emergency Services & Island Security

Measuring the Impact of COVID-19 on the Community

Employment status during the outbreak

Employment Status	
Employed	214
Not employed	12
Retired individuals	35
Employees made redundant	5
Not specified	17
Unknown	7
Total	290

Not an essential worker	
- continued to work in usual workplace	18
- had different working arrangements than usual	65
- worked in usual workplace and had different work	5
- unknown	5
Total	93

Unspecified worker	
- part of high-risk group that isolated for 12 weeks	6
- off-Islands at time of outbreak	2
- was ill/household member was ill and had to isolate	1
- unknown	1
Total	10

Employee put on furlough	
- not required to isolate	5
- part of high-risk group that isolated for 12 weeks	2
Total	7

Employees that lost their job as a result of the lockdown	
- non-essential worker	2
- essential worker with different working arrangements	1
- was required to isolate for 14 days following travel	1
- was ill/household member was ill and had to isolate	1
Total	5

Not employed at the time of the outbreak	
- part of high-risk group that isolated for 12 weeks	2
- was ill/household member was ill and had to isolate	2
- other	8
Total	12



Falkland Islands Government

Directorate of Emergency Services & Island Security

Measuring the Impact of COVID-19 on the Community

Retired individuals

- part of high-risk group that isolated for 12 weeks	17
- was ill/household member was ill and had to isolate	2
- other	16
Total	35

Off-Islands at time of outbreak

- was required to isolate for 14 days following travel	1
- other	2
Total	3

Individuals required to isolate for 14 days following illness

- essential workers	11
- non-essential workers	8
- retired individuals	1
- employees who lost their job	1
- individuals not employed during the outbreak	1
- unknown	1
Total	23

Individuals with ill household members required to isolate for 14 days

- non-essential workers	3
- essential workers	2
- unknown	1
- individuals not employed during the outbreak	2
- retired individuals	1
- employees who lost their job	1
Total	10

Individuals in the high-risk category required to isolate for 12 weeks

- essential workers	2
- non-essential workers	1
- retired individuals	17
- individuals not employed during the outbreak	2
- chose to isolate with household member	3
- unknown	26
Total	51

Individuals required to isolate for 14 days following travel to the Islands

- non-essential workers	2
- essential workers	2
- employees who lost their job	1
- individuals in the high-risk group that isolated for	1
Total	6



Falkland Islands Government

Directorate of Emergency Services & Island Security

Measuring the Impact of COVID-19 on the Community

To what extent did the COVID-19 outbreak affect you working in your main job?

	Frequency	Percent
My main job stopped due to the pandemic	26	12%
I worked more hours than usual	56	26%
I worked the same number of hours	79	37%
I worked fewer hours than usual	53	25%
Total	214	100%
Missing	5	

To what extent did the COVID-19 outbreak affect you working in your secondary job?

	Frequency	Percent
My secondary job stopped due to the pandemic	25	49%
I worked more hours than usual	3	6%
I worked the same number of hours	14	27%
I worked fewer hours than usual	9	18%
Total	51	100%
Missing	15	

Compared to before the COVID-19 outbreak happened, what do you think your employment opportunities in the future will be for you:

	Main job		Secondary job	
	Frequency	Percent	Frequency	Percent
Much better than before	7	4%	0	0%
A bit better than before	3	2%	0	0%
No different	126	65%	27	46%
A bit worse than before	28	14%	7	12%
Much worse than before	23	12%	19	32%
Don't know/ unsure	7	4%	6	10%
Total	194	100%	59	100%
Missing	25		21	



Falkland Islands Government

Directorate of Emergency Services & Island Security

Measuring the Impact of COVID-19 on the Community

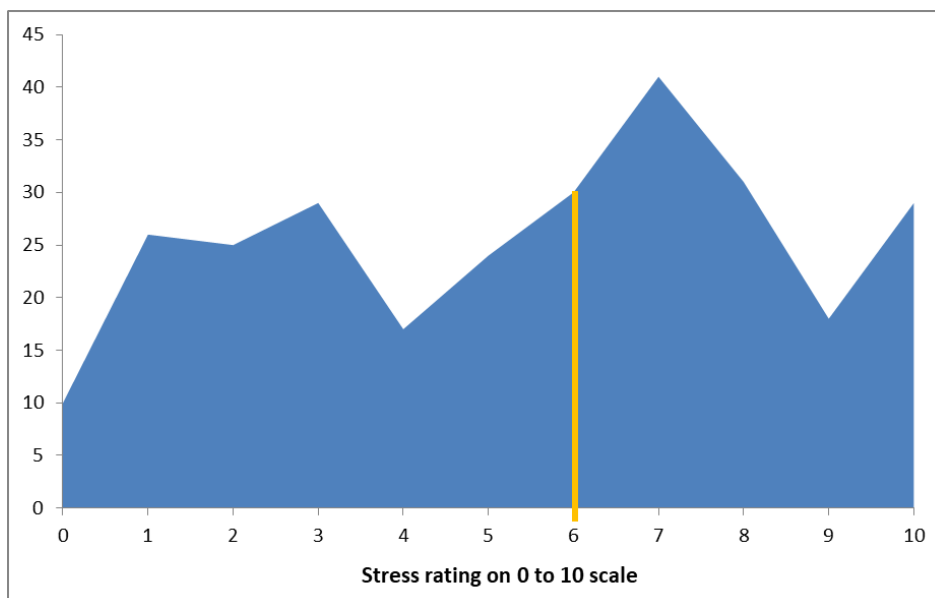
Thinking about your life in general before the COVID-19 outbreak, would you say your life is now better, worse or unchanged?

	Frequency	Percent
Now much worse	26	9%
Now somewhat worse	97	34%
Hasn't changed	133	47%
Now somewhat better	15	5%
Now much better	1	0%
Don't know/unsure	13	5%
Total	285	100%
Missing	5	

Thinking about your physical health before the COVID-19 outbreak, would you say your physical health is now better, worse or unchanged?

	Frequency	Percent
Now much worse	9	3%
Now somewhat worse	32	11%
Hasn't changed	182	64%
Now somewhat better	48	17%
Now much better	9	3%
Don't know/unsure	4	1%
Total	284	100%
Missing	6	

Thinking about the height of the COVID-19 outbreak, how would you rate your level of stress at that time?



mean 5.4
 median 6.0
 mode 7

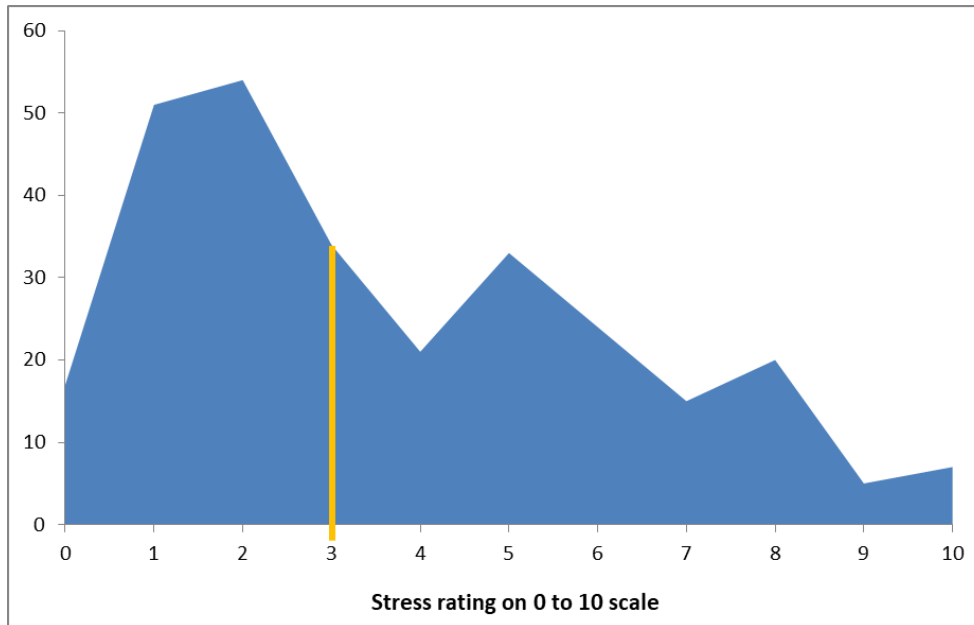


Falkland Islands Government

Directorate of Emergency Services & Island Security

Measuring the Impact of COVID-19 on the Community

Thinking about the COVID-19 situation now, how would you rate your current level of stress?



mean 3.7
median 3.0
mode 2

Think about the following statements in the context of COVID-19 and rate your level of agreement:

I felt lonely during the period of lockdown

	Frequency	Percent
Strongly disagree	64	23%
Tend to disagree	66	23%
Neither agree nor disagree	59	21%
Tend to agree	52	19%
Strongly agree	36	13%
Don't know/ unsure	4	1%
Total	281	100%
Missing	9	

I had people I could speak to during lockdown

	Frequency	Percent
Strongly disagree	7	2%
Tend to disagree	15	5%
Neither agree nor disagree	18	6%
Tend to agree	104	37%
Strongly agree	138	49%
Don't know/ unsure	1	0%
Total	283	100%
Missing	7	



Falkland Islands Government

Directorate of Emergency Services & Island Security

Measuring the Impact of COVID-19 on the Community

I had regular virtual contact with friends and family during lockdown

	Frequency	Percent
Strongly disagree	16	6%
Tend to disagree	22	8%
Neither agree nor disagree	25	9%
Tend to agree	91	33%
Strongly agree	123	44%
Don't know/ unsure	3	1%
Total	280	100%
Missing	10	

I am worried about being infected

	Frequency	Percent
Strongly disagree	36	13%
Tend to disagree	52	18%
Neither agree nor disagree	66	23%
Tend to agree	83	29%
Strongly agree	43	15%
Don't know/ unsure	3	1%
Total	283	100%
Missing	7	

I am confident that my family and I would recover if we became infected

	Frequency	Percent
Strongly disagree	33	12%
Tend to disagree	78	27%
Neither agree nor disagree	58	20%
Tend to agree	68	24%
Strongly agree	18	6%
Don't know/ unsure	29	10%
Total	284	100%
Missing	6	

Thinking about your access to services in the community, how did the restrictions during the lockdown affect you? e.g. access to schools, shops, religious centres, library, Leisure Centre

	Frequency	Percent
It had a very negative impact	39	14%
It had a somewhat negative impact	106	37%
It didn't really affect me	126	44%
It had a somewhat positive impact	15	5%
It had a very positive impact	1	0%
Total	287	100%
Missing	3	



Falkland Islands Government

Directorate of Emergency Services & Island Security

Measuring the Impact of COVID-19 on the Community

Think about the following statements in the context of COVID-19 and rate your level of agreement:

I have access to accurate facts and information on when to self-isolate

	Frequency	Percent
Strongly agree	90	31%
Tend to agree	145	51%
Neither agree nor disagree	10	3%
Tend to disagree	22	8%
Strongly disagree	18	6%
Don't know/ unsure	2	1%
Total	287	100%
Missing	3	

The community came together during the lockdown period

	Frequency	Percent
Strongly agree	89	31%
Tend to agree	144	51%
Neither agree nor disagree	22	8%
Tend to disagree	20	7%
Strongly disagree	6	2%
Don't know/ unsure	4	1%
Total	285	100%
Missing	5	

Social distancing did not have a negative impact on the community

	Frequency	Percent
Strongly agree	16	6%
Tend to agree	75	26%
Neither agree nor disagree	51	18%
Tend to disagree	81	28%
Strongly disagree	50	18%
Don't know/ unsure	12	4%
Total	285	100%
Missing	5	

Vulnerable people were well supported by the community during lockdown

	Frequency	Percent
Strongly agree	52	18%
Tend to agree	135	47%
Neither agree nor disagree	35	12%
Tend to disagree	23	8%
Strongly disagree	15	5%
Don't know/ unsure	25	9%
Total	285	100%
Missing	5	



Falkland Islands Government

Directorate of Emergency Services & Island Security

Measuring the Impact of COVID-19 on the Community

I feel safe when I go outside or go to the shops during this time

	Frequency	Percent
Strongly agree	65	23%
Tend to agree	126	44%
Neither agree nor disagree	41	14%
Tend to disagree	36	13%
Strongly disagree	11	4%
Don't know/ unsure	5	2%
Total	284	100%
Missing	6	

Thinking about the Public Health messaging, information and guidance issued by FIG in response to the COVID-19 outbreak BEFORE lockdown began, how would you rate your satisfaction with the following:

How frequently information was released

	Frequency	Percent
Very satisfied	113	40%
Somewhat satisfied	100	35%
Neither satisfied nor dissatisfied	35	12%
Somewhat dissatisfied	25	9%
Very dissatisfied	10	3%
Don't know/ unsure	3	1%
Total	286	100%
Missing	4	

The quality of information provided

	Frequency	Percent
Very satisfied	89	31%
Somewhat satisfied	111	39%
Neither satisfied nor dissatisfied	34	12%
Somewhat dissatisfied	34	12%
Very dissatisfied	15	5%
Don't know/ unsure	2	1%
Total	285	100%
Missing	5	

How well you were kept informed

	Frequency	Percent
Very satisfied	101	35%
Somewhat satisfied	102	36%
Neither satisfied nor dissatisfied	34	12%
Somewhat dissatisfied	32	11%
Very dissatisfied	14	5%
Don't know/ unsure	2	1%
Total	285	100%
Missing	5	



Falkland Islands Government

Directorate of Emergency Services & Island Security

Measuring the Impact of COVID-19 on the Community

Thinking about the Public Health messaging, information and guidance issued by FIG in response to the COVID-19 outbreak DURING lockdown, how would you rate your satisfaction with the following:

How frequently information was released

	Frequency	Percent
Very dissatisfied	26	9%
Somewhat dissatisfied	16	6%
Neither satisfied nor dissatisfied	16	6%
Somewhat satisfied	91	32%
Very satisfied	137	48%
Don't know/ unsure	1	0%
Total	287	100%
Missing	3	

The quality of information provided

	Frequency	Percent
Very dissatisfied	27	9%
Somewhat dissatisfied	40	14%
Neither satisfied nor dissatisfied	16	6%
Somewhat satisfied	97	34%
Very satisfied	105	37%
Don't know/ unsure	0	0%
Total	285	100%
Missing	5	

How well you were kept informed

	Frequency	Percent
Very dissatisfied	25	9%
Somewhat dissatisfied	27	10%
Neither satisfied nor dissatisfied	23	8%
Somewhat satisfied	95	33%
Very satisfied	114	40%
Don't know/ unsure	0	0%
Total	284	100%
Missing	6	

That you trusted the information you received

	Frequency	Percent
Very dissatisfied	31	11%
Somewhat dissatisfied	27	10%
Neither satisfied nor dissatisfied	26	9%
Somewhat satisfied	85	30%
Very satisfied	114	40%
Don't know/ unsure	1	0%
Total	284	100%
Missing	6	



Falkland Islands Government

Directorate of Emergency Services & Island Security

Measuring the Impact of COVID-19 on the Community

Thinking about the **CURRENT** Public Health messaging, information and guidance being issued by FIG in response to the COVID-19 outbreak, how would you rate your satisfaction with the following:

How frequently information is released

	Frequency	Percent
Very satisfied	116	41%
Somewhat satisfied	117	41%
Neither satisfied nor dissatisfied	36	13%
Somewhat dissatisfied	12	4%
Very dissatisfied	3	1%
Don't know/ unsure	1	0%
Total	285	100%
Missing	5	

The quality of information provided

	Frequency	Percent
Very satisfied	93	33%
Somewhat satisfied	114	40%
Neither satisfied nor dissatisfied	39	14%
Somewhat dissatisfied	27	10%
Very dissatisfied	10	4%
Don't know/ unsure	1	0%
Total	284	100%
Missing	6	

How well you are kept informed

	Frequency	Percent
Very satisfied	100	35%
Somewhat satisfied	111	39%
Neither satisfied nor dissatisfied	41	14%
Somewhat dissatisfied	21	7%
Very dissatisfied	10	4%
Don't know/ unsure	2	1%
Total	285	100%
Missing	5	

That you trusted the information you receive

	Frequency	Percent
Very satisfied	104	37%
Somewhat satisfied	108	38%
Neither satisfied nor dissatisfied	36	13%
Somewhat dissatisfied	22	8%
Very dissatisfied	13	5%
Don't know/ unsure	1	0%
Total	284	100%
Missing	6	



Falkland Islands Government

Directorate of Emergency Services & Island Security

Measuring the Impact of COVID-19 on the Community

Do you think the amount of information provided by FIG in response to the COVID-19 outbreak during the periods below was too much, too little or just right:

Before lockdown happened

	Frequency	Percent
Too little	112	39%
Just right	157	55%
Too much	2	1%
Don't know/ unsure	14	5%
Total	285	100%
Missing	5	

During lockdown

	Frequency	Percent
Too little	15	5%
Just right	239	84%
Too much	25	9%
Don't know/ unsure	6	2%
Total	285	100%
Missing	5	

At the present time

	Frequency	Percent
Too little	36	13%
Just right	209	73%
Too much	19	7%
Don't know/ unsure	22	8%
Total	286	100%
Missing	4	



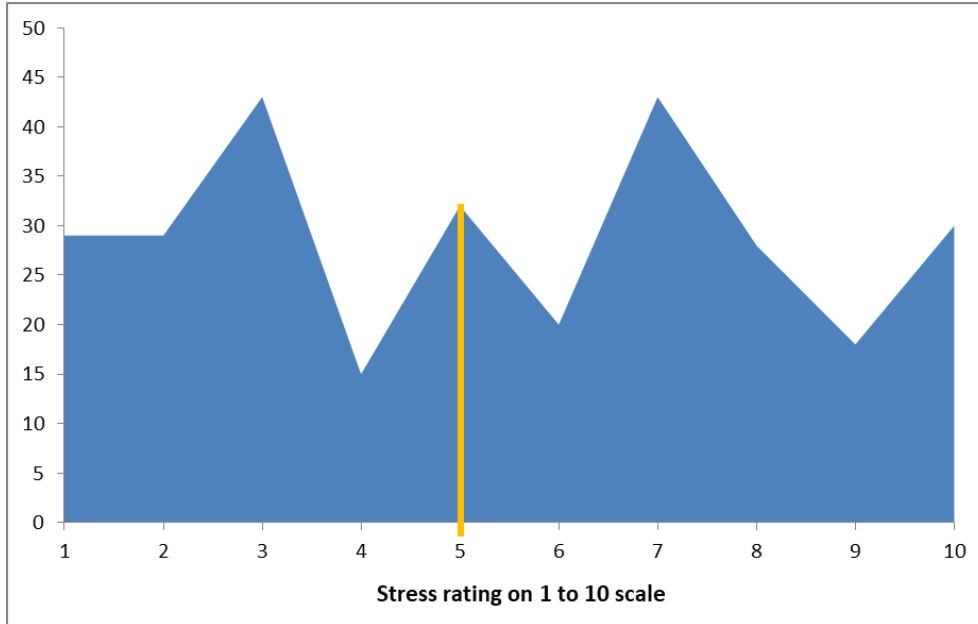
Falkland Islands Government

Directorate of Emergency Services & Island Security

Measuring the Impact of COVID-19 on the Community

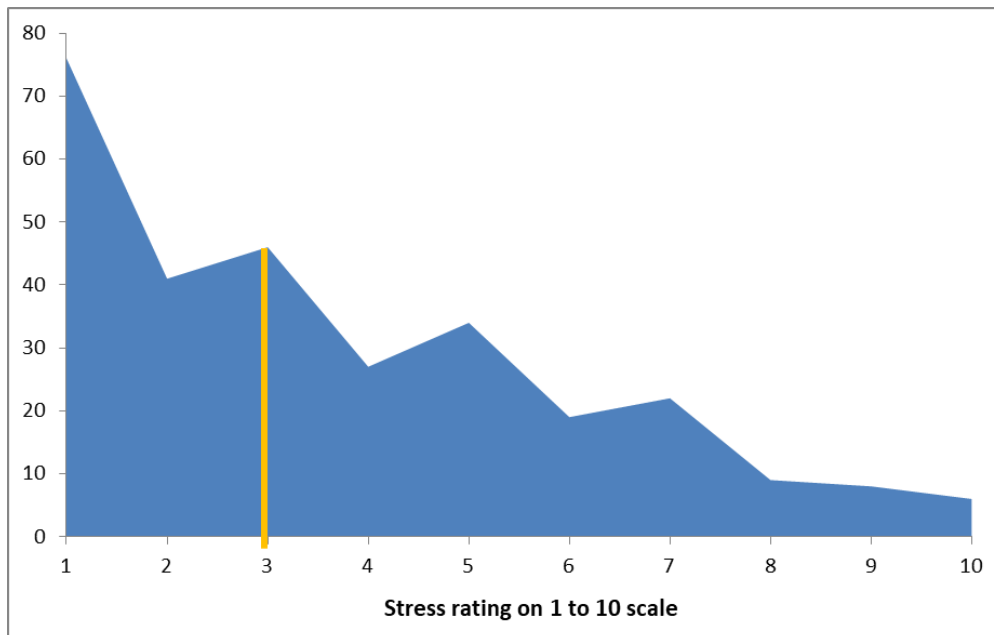
Thinking about the COVID-19 outbreak, to what extent would you say you were stressed about the following:

Your own health or the health of your family members



mean 5.4
median 5.0
mode 3, 7

Restrictions or shortages of food and other supplies



mean 3.6
median 3.0
mode 1

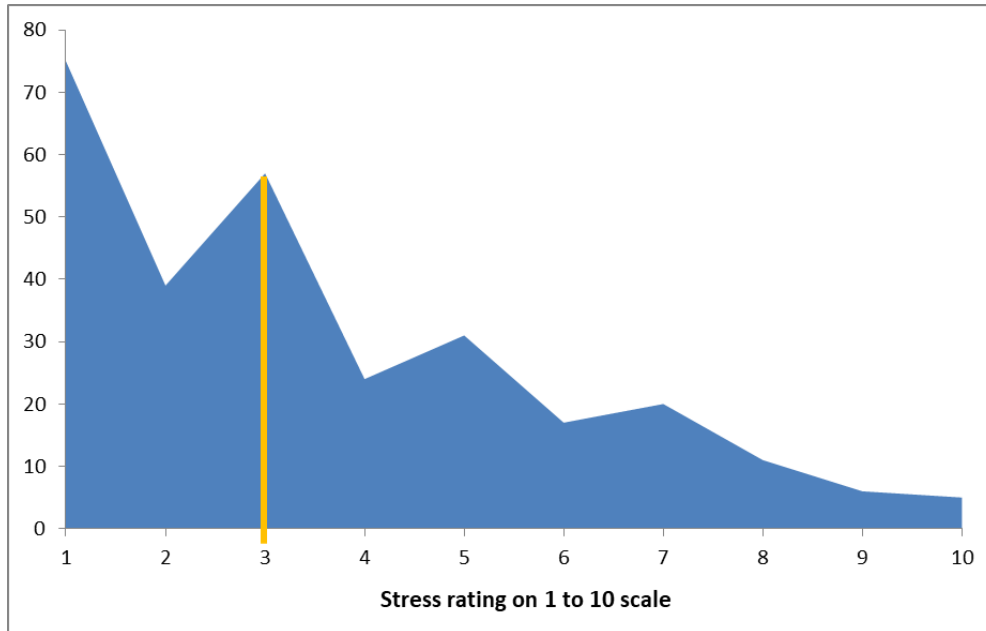


Falkland Islands Government

Directorate of Emergency Services & Island Security

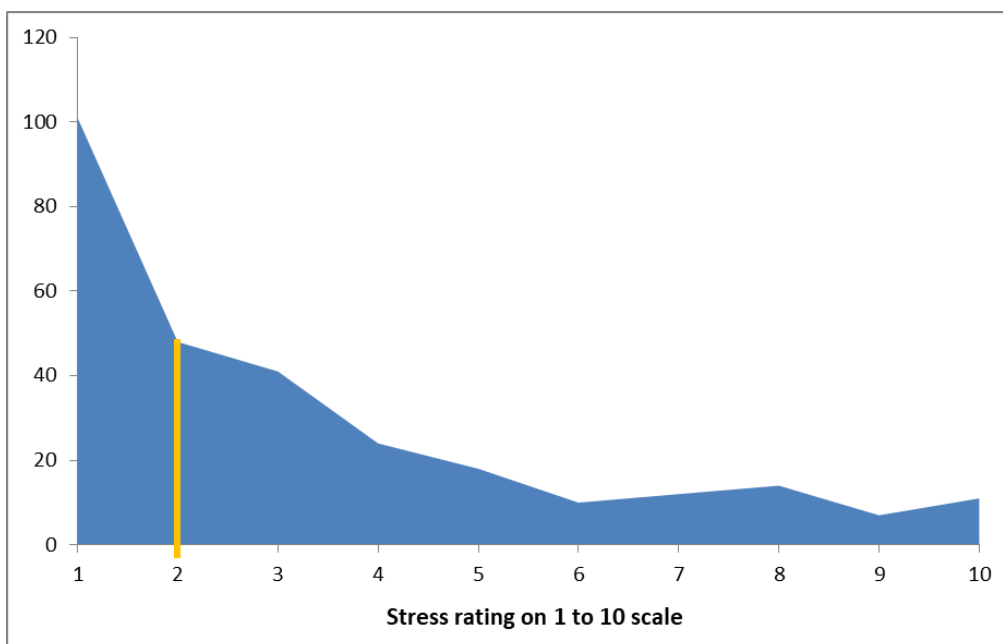
Measuring the Impact of COVID-19 on the Community

Social distancing restrictions



mean 3.5
median 3.0
mode 1

Transport and movement restrictions within the Islands



mean 3.3
median 2.0
mode 1

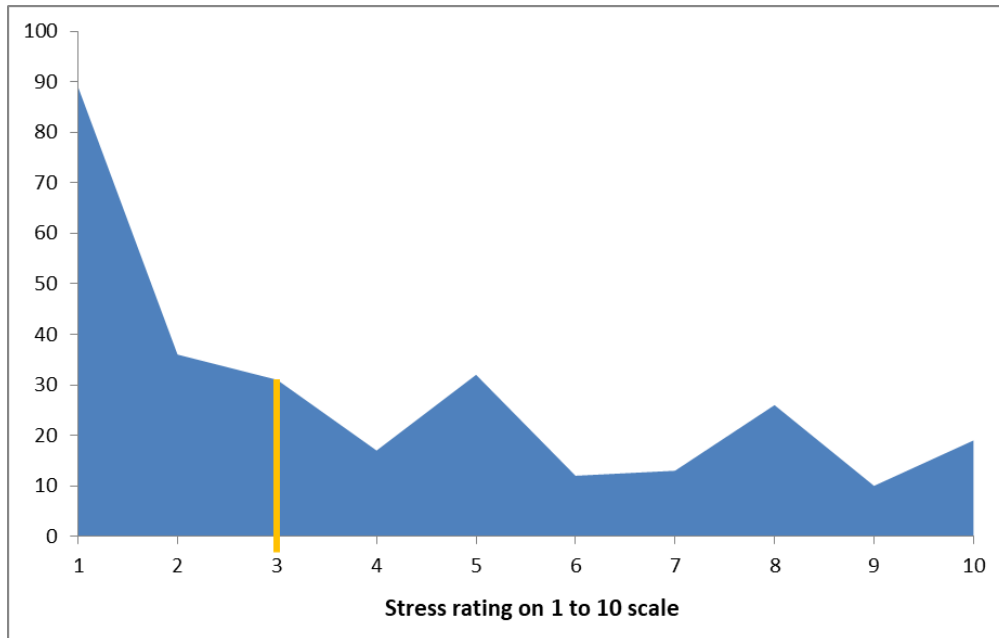


Falkland Islands Government

Directorate of Emergency Services & Island Security

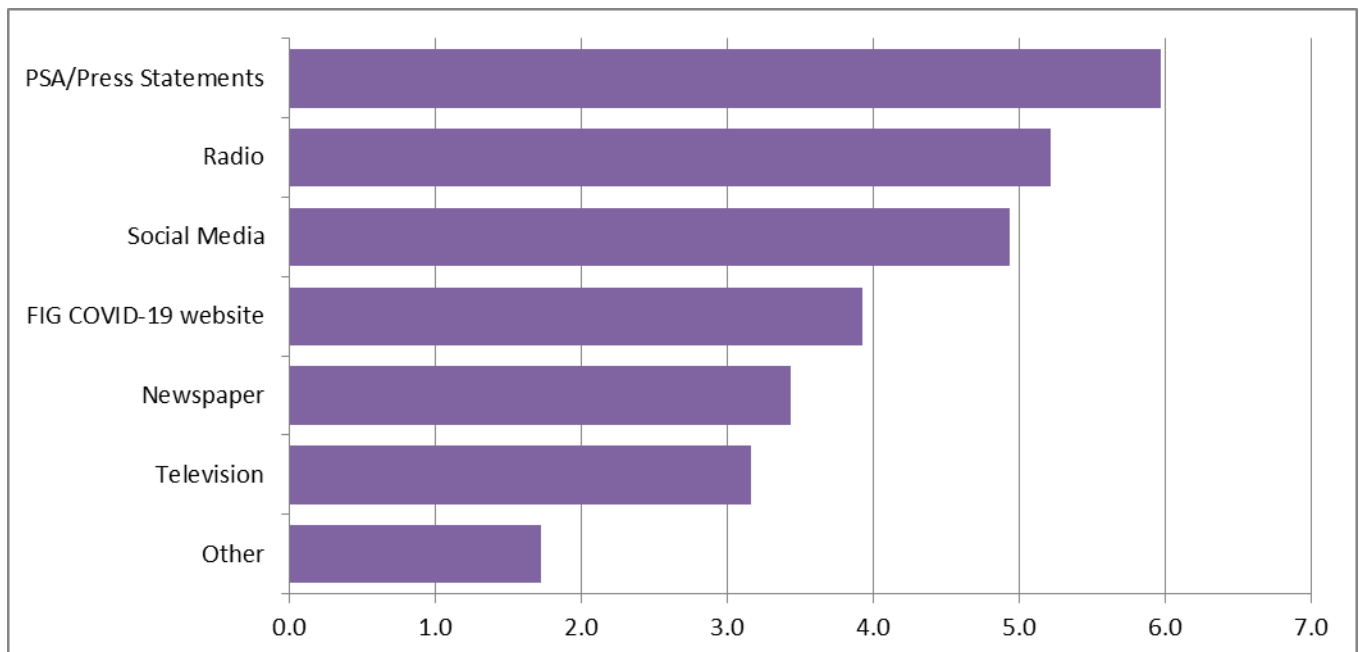
Measuring the Impact of COVID-19 on the Community

Restrictions on transport for leaving the Islands



mean 4.0
median 3.0
mode 1

Thinking about the Public Health messaging, information and guidance issued by FIG in response to the COVID-19 outbreak; please indicate which source of information you prefer to access most.



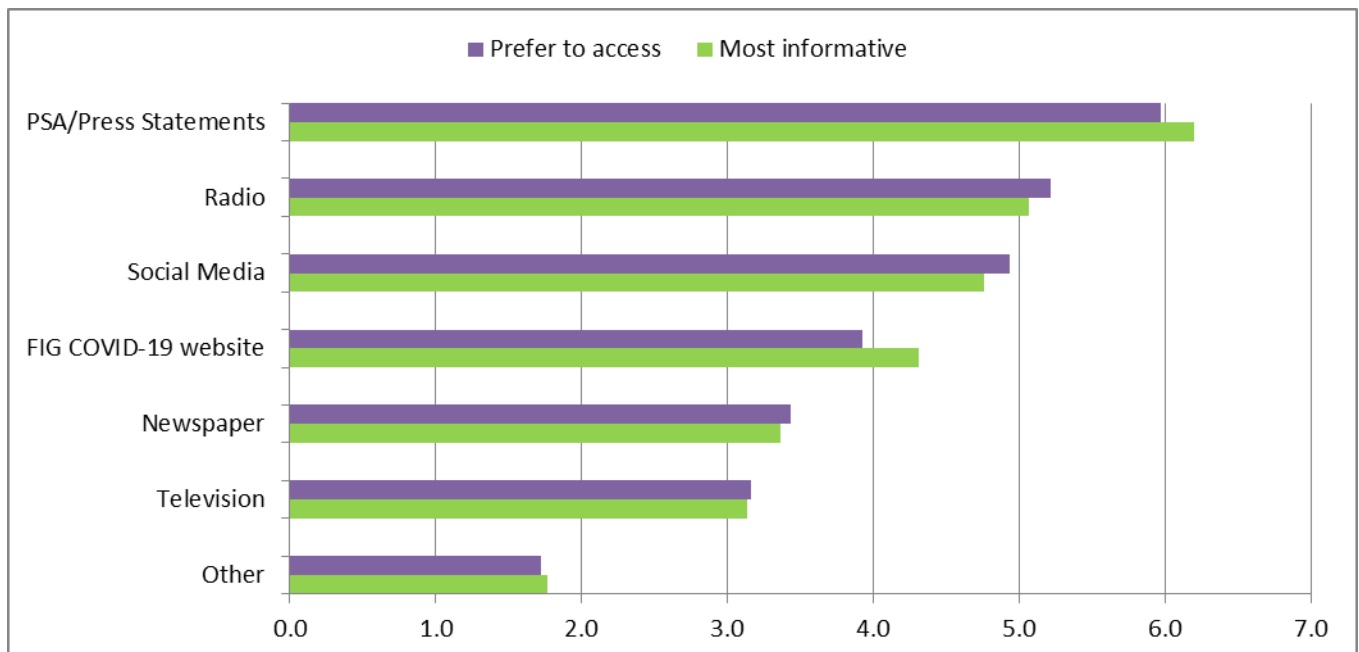
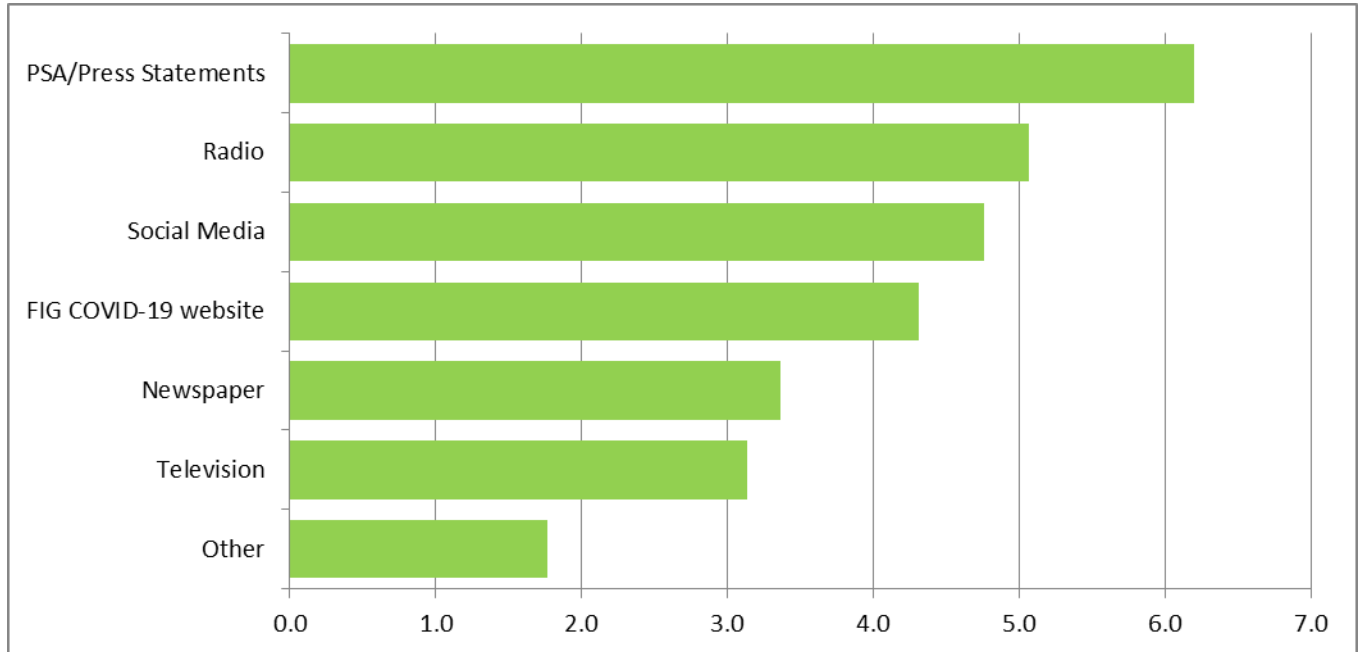


Falkland Islands Government

Directorate of Emergency Services & Island Security

Measuring the Impact of COVID-19 on the Community

Thinking about the Public Health messaging, information and guidance issued by FIG in response to the COVID-19 outbreak; please indicate which source of information you found the most informative.





Falkland Islands Government

Directorate of Emergency Services & Island Security

Measuring the Impact of COVID-19 on the Community

Do you think FIG's reaction to the COVID-19 outbreak was appropriate, too extreme, or not sufficient?

	Frequency	Percent
The reaction was much too extreme	5	2%
The reaction was somewhat too extreme	15	5%
The reaction was appropriate	227	79%
The reaction was somewhat insufficient	33	12%
The reaction was not at all sufficient	5	2%
Don't know/unsure	1	0%
Total	286	100%
Missing	4	

Do you think the community's reaction to the COVID-19 outbreak was appropriate, too extreme, or not sufficient?

	Frequency	Percent
The reaction was much too extreme	2	1%
The reaction was somewhat too extreme	39	14%
The reaction was appropriate	193	67%
The reaction was somewhat insufficient	37	13%
The reaction was not at all sufficient	2	1%
Don't know/unsure	14	5%
Total	287	100%
Missing	3	

How satisfied are you with FIG's performance in response to the COVID-19 outbreak?

	Frequency	Percent
Very satisfied	111	39%
Somewhat satisfied	127	44%
Neither satisfied nor dissatisfied	23	8%
Somewhat dissatisfied	22	8%
Very dissatisfied	4	1%
Total	287	100%
Missing	3	



Falkland Islands Government

Directorate of Emergency Services & Island Security

Measuring the Impact of COVID-19 on the Community

In comparison to other countries, has the Falkland Islands' response to COVID-19 generally been:

	Frequency	Percent
Very poor	2	1%
Somewhat poor	4	1%
Average	30	10%
Somewhat good	96	33%
Very good	156	54%
Total	288	100%
Missing	2	

When local travel restrictions were in place, did you think they were:

	Frequency	Percent
An appropriate measure	249	87%
An over the top response	27	9%
Too lenient a response	10	3%
Total	286	100%
Missing	4	

How much do the external travel restrictions affect you i.e. quarantine restrictions and flights leaving the Falklands?

	Frequency	Percent
It affects me a lot	79	28%
it affects me a bit	104	36%
It doesn't affect me at all	103	36%
Total	286	100%
Missing	4	

From an overseas perspective, the Falkland Islands' response to COVID-19 would be:

	Frequency	Percent
Not seen overseas	44	16%
Considered very poor	4	1%
Considered somewhat poor	3	1%
Considered average	24	9%
Considered somewhat good	84	30%
Considered very good	123	44%
Total	282	100%
Missing	8	



Falkland Islands Government

Directorate of Emergency Services & Island Security

Measuring the Impact of COVID-19 on the Community

Before the COVID-19 outbreak happened, did you generally feel:

	Frequency	Percent
Completely safe in the community	249	86%
Sometimes not safe in the community	30	10%
Frequently not safe in the community	5	2%
Completely not safe in the community	4	1%
Total	288	100%
Missing	2	

Since the COVID-19 outbreak happened, do you generally feel:

	Frequency	Percent
Completely safe in the community	169	59%
Sometimes not safe in the community	98	34%
Frequently not safe in the community	14	5%
Completely not safe in the community	6	2%
Total	287	100%
Missing	3	

How confident are you that you can rely on members of the community to help you if you have a problem?

	Frequency	Percent
Very confident	144	50%
Somewhat confident	93	32%
I don't know	32	11%
Somewhat not confident	14	5%
Very not confident	5	2%
Total	288	100%
Missing	2	



Falkland Islands Government

Directorate of Emergency Services & Island Security

Measuring the Impact of COVID-19 on the Community

Think about the following statements in the context of COVID-19 and rate your level of agreement:

Your household can bounce back from any challenges that life throws at it

	Frequency	Percent
Strongly disagree	5	2%
Tend to disagree	22	8%
Neither agree nor disagree	27	9%
Tend to agree	123	43%
Strongly agree	98	34%
Don't know/ unsure	11	4%
Total	286	100%
Missing	4	

During times of hardship, your household can change its primary income or source of livelihood if needed

	Frequency	Percent
Strongly disagree	60	21%
Tend to disagree	79	28%
Neither agree nor disagree	39	14%
Tend to agree	66	23%
Strongly agree	29	10%
Don't know/ unsure	12	4%
Total	285	100%
Missing	5	

Your household can rely on the support of family and friends when you need help

	Frequency	Percent
Strongly disagree	22	8%
Tend to disagree	23	8%
Neither agree nor disagree	25	9%
Tend to agree	103	36%
Strongly agree	107	38%
Don't know/ unsure	3	1%
Total	283	100%
Missing	7	

During times of hardship, your household can access the financial support you need

	Frequency	Percent
Strongly disagree	32	11%
Tend to disagree	42	15%
Neither agree nor disagree	55	19%
Tend to agree	85	30%
Strongly agree	40	14%
Don't know/ unsure	29	10%
Total	283	100%
Missing	7	



Falkland Islands Government

Directorate of Emergency Services & Island Security

Measuring the Impact of COVID-19 on the Community

You are confident that you can continue to afford food and supplies

	Frequency	Percent
Strongly disagree	11	4%
Tend to disagree	15	5%
Neither agree nor disagree	16	6%
Tend to agree	112	39%
Strongly agree	124	43%
Don't know/ unsure	9	3%
Total	287	100%
Missing	3	

You are confident that your household can continue to access basic utilities and services

	Frequency	Percent
Strongly disagree	9	3%
Tend to disagree	22	8%
Neither agree nor disagree	16	6%
Tend to agree	110	38%
Strongly agree	123	43%
Don't know/ unsure	7	2%
Total	287	100%
Missing	3	

You are confident that your household will not run out of food and supplies

	Frequency	Percent
Strongly disagree	9	3%
Tend to disagree	18	6%
Neither agree nor disagree	27	9%
Tend to agree	114	40%
Strongly agree	112	39%
Don't know/ unsure	7	2%
Total	287	100%
Missing	3	



Falkland Islands Government

Directorate of Emergency Services & Island Security

Measuring the Impact of COVID-19 on the Community

Thinking about the COVID-19 situation, to what extent do the following statements apply to you:

I am nervous when I think about current circumstances

	Frequency	Percent
Does not apply at all	64	23%
Somewhat applies	129	45%
Applies	62	22%
Strongly applies	25	9%
Don't know/unsure	4	1%
Total	284	100%
Missing	6	

I am calm and relaxed

	Frequency	Percent
Does not apply at all	37	13%
Somewhat applies	95	34%
Applies	94	34%
Strongly applies	42	15%
Don't know/unsure	11	4%
Total	279	100%
Missing	11	

I am worried about my health

	Frequency	Percent
Does not apply at all	105	38%
Somewhat applies	115	41%
Applies	38	14%
Strongly applies	16	6%
Don't know/unsure	5	2%
Total	279	100%
Missing	11	

I am worried about the health of my family members

	Frequency	Percent
Does not apply at all	35	13%
Somewhat applies	107	38%
Applies	72	26%
Strongly applies	64	23%
Don't know/unsure	2	1%
Total	280	100%
Missing	10	



Falkland Islands Government

Directorate of Emergency Services & Island Security

Measuring the Impact of COVID-19 on the Community

I feel stressed about leaving my house

	Frequency	Percent
Does not apply at all	219	78%
Somewhat applies	41	15%
Applies	13	5%
Strongly applies	5	2%
Don't know/unsure	2	1%
Total	280	100%
Missing	10	

I feel I am not as valued as some others in the community

	Frequency	Percent
Does not apply at all	165	59%
Somewhat applies	50	18%
Applies	20	7%
Strongly applies	29	10%
Don't know/unsure	16	6%
Total	280	100%
Missing	10	



Falkland Islands Government

Directorate of Emergency Services & Island Security

Measuring the Impact of COVID-19 on the Community

What is your gender?

	Frequency	Percent
Male	95	33%
Female	191	67%
Total	286	100%
Missing	4	

What age group are you?

	Frequency	Percent
16-24	8	3%
25-34	33	11%
35-44	55	19%
45-54	77	27%
55-64	63	22%
65-74	36	13%
75 and over	16	6%
Total	288	100%
Missing	2	

Age group by sex

	Male		Female		Total
	n	%	n	%	n
16-24	1	13%	7	88%	8
25-34	7	21%	26	79%	33
35-44	15	27%	40	73%	55
45-54	24	31%	53	69%	77
55-64	26	43%	35	57%	61
65-74	14	39%	22	61%	36
75 and over	8	50%	8	50%	16
Total	95	33%	191	67%	286



Falkland Islands Government

Directorate of Emergency Services & Island Security

Measuring the Impact of COVID-19 on the Community

What is the location of your main address in the Islands?

	Frequency	Percent
Stanley	249	86%
East Falkland	20	7%
West Falkland	13	5%
Outer islands	5	2%
MPC	1	0%
Total	288	100%
Missing	2	

What is your immigration status?

	Frequency	Percent
Falkland Islands Status Holder	225	79%
Permanent Residence Permit (PRP) Hold	17	6%
Work Permit Holder	42	15%
Naturalised citizen	1	0%
Total	285	100%
Missing	5	

What is your national identity?

	Frequency	Percent
Falkland Islander	163	57%
British	108	38%
Chilean	1	0%
New Zealander	1	0%
Falkland Islander/British	3	1%
Australian	1	0%
Brazilian	2	1%
British Indian	1	0%
Filipino	2	1%
German	2	1%
Irish	1	0%
Total	285	100%
Missing	5	